

# Do they work for us?

## Update on the 19<sup>th</sup> session of the Bunge



### 1. Introduction

The Bunge, Tanzania's Parliament, is one of the most important institutions in the country. Its importance is reflected in the resources it is allocated. For the 2009/10 fiscal year, the Bunge was allocated Tshs 62 billion. Since Parliament is comprised of 322 members, this amount averages to Tshs 194 million per Member of Parliament (MP).

One of Parliament's core functions is to oversee the executive branch of government. Parliament is meant to ensure that the country is well governed, that services are properly delivered to citizens, and that money entrusted to the Government is well spent and accounted for. In Parliament, MPs can hold the Executive to account by making three kinds of interventions: MPs can ask *basic questions*, they can ask *supplementary questions* and they can make *contributions* during debates.

In February 2010, Uwazi produced a brief entitled *Do they work for us?*<sup>1</sup> which presented facts about MP participation in the sessions of the Bunge from 2005 to 2009. This update covers the 19<sup>th</sup> parliamentary session, which took place from the 13<sup>th</sup> to the 23<sup>rd</sup> of April 2010.

### 2. Seven facts about the 19<sup>th</sup> session of the Bunge

To assess how active MPs were, we report on the activities of elected MPs, MPs in special seats, presidential appointees and those from the Zanzibar House of Representatives. We do not report on the activities of the speaker, deputy speaker, ministers, deputy ministers, or the attorney general. As a consequence, this brief considers the activities of a total of 271 MPs.

---

<sup>1</sup> See [http://uwazi.org/uploads/files/do\\_they\\_work\\_for\\_us\\_040210\\_final\\_eng\\_for\\_publication.pdf](http://uwazi.org/uploads/files/do_they_work_for_us_040210_final_eng_for_publication.pdf)



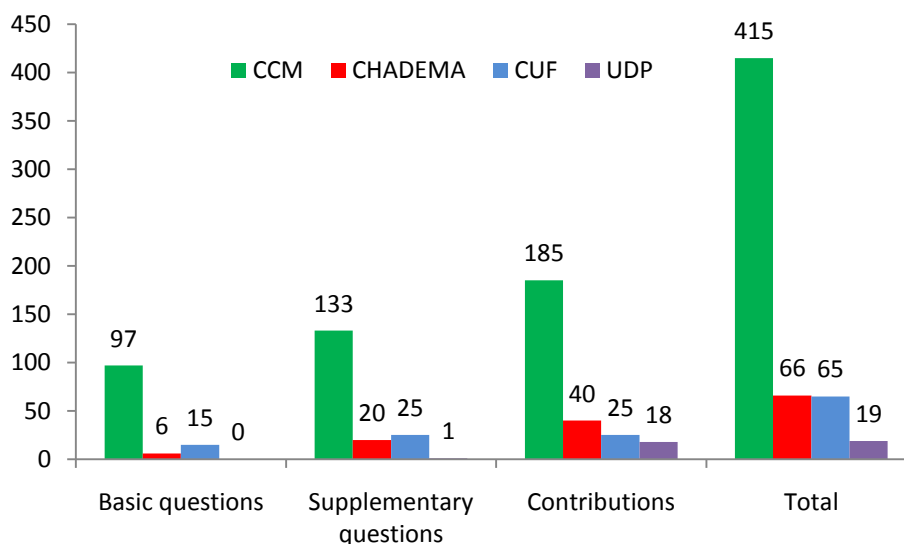
This brief was produced by the Uwazi InfoShop at Twaweza, housed by Hivos Tanzania.  
P.O. Box 38342, Dar es Salaam, Tanzania.  
Phone +255 22 266 4301. Fax +255 22 266 4308.  
Email: [info@uwazi.org](mailto:info@uwazi.org). Web: [www.uwazi.org](http://www.uwazi.org).

This brief presents seven key facts. These facts were deduced based on information retrieved from the public *Parliamentary On-line Information System* (POLIS) posted on the Tanzania Parliament Website (<http://www.bunge.go.tz>) in June 2010. As the POLIS website only presents aggregate information, information for the 19<sup>th</sup> session was retrieved by calculating the difference between the total for the first 19 and that of the first 18 Bunge sessions. The complete data set for the 19<sup>th</sup> session and a ranking of the level of intervention by MPs is presented in Annex 1.

**Fact 1: The CCM was the most active party in the Bunge.**

During the 19<sup>th</sup> session, the total number of interventions made by MPs stood at 565. Of these, 118 were basic questions and 179 were supplementary questions. The total number of contributions was 268. Of all interventions combined, 415 were from MPs affiliated to CCM; 66 were made by MPs from CHADEMA and 65 by CUF MPs. UDP, which has one member in Parliament, made 19 interventions. That CCM was the most active party is to be expected, since 227 of the MPs evaluated here are CCM (or 84% of all MPs), as opposed to 32 who are CUF (12%), 11 who are CHADEMA (3%), and 1 who is UDP(0.3%).

**Figure 1: Total number of questions and contributions by party**

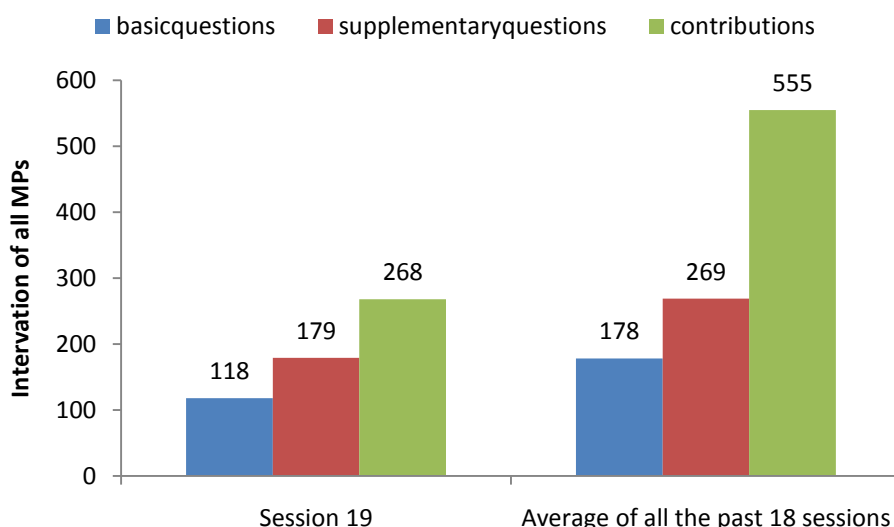


Source of data: Parliament of Tanzania website ([www.bunge.go.tz](http://www.bunge.go.tz))

**Fact 2: MPs were less active than they were in the previous 18 sessions.**

Participation levels were low compared to an average of the previous 18 sessions. All three types of interventions declined relative to the average number of interventions made previously. Basic questions decreased by 34%, supplementary questions by 33%, and contributions by 52%.

**Figure 2: Total number of questions and contributions by session**



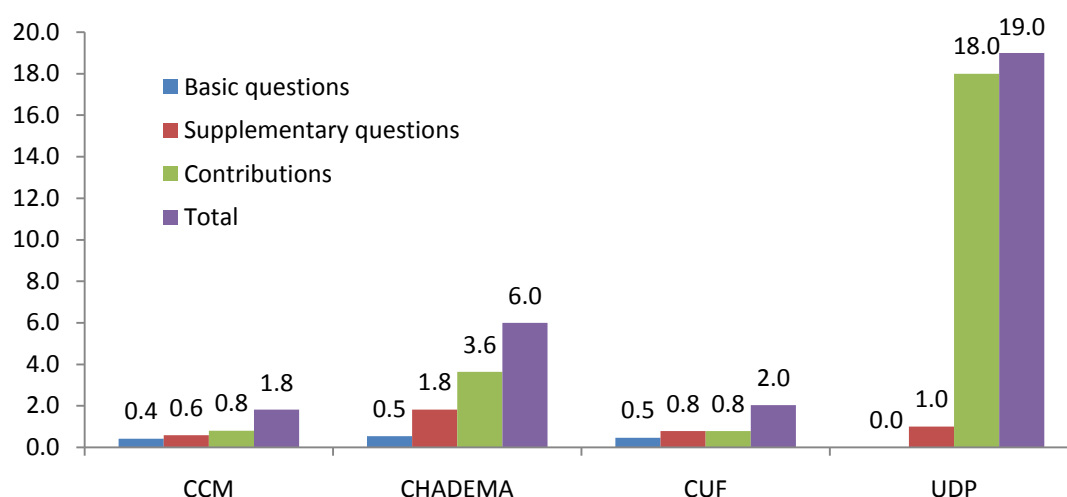
Source of data: Parliament of Tanzania website ([www.bunge.go.tz](http://www.bunge.go.tz))

**Fact 3: Opposition party MPs were the most active.**

During the 19<sup>th</sup> session, the total number of interventions made by all MPs was 565. Of these, 118 were basic questions, 179 were supplementary questions, and 268 were contributions.

Measured by the number of basic questions asked per MP, CUF and CHADEMA rank first with an average of 0.5 basic questions per MP. With respect to supplementary questions, CHADEMA ranks first with an average of 1.8 supplementary questions per MP. UDP, which has only one MP in the Bunge, ranks first on average number of contributions, followed by CHADEMA. With 1.8 interventions per MP, the ruling party, CCM, ranks last in overall activity of individual MPs in the Bunge.

**Figure 3: Average number of questions and contributions per MP, by party**

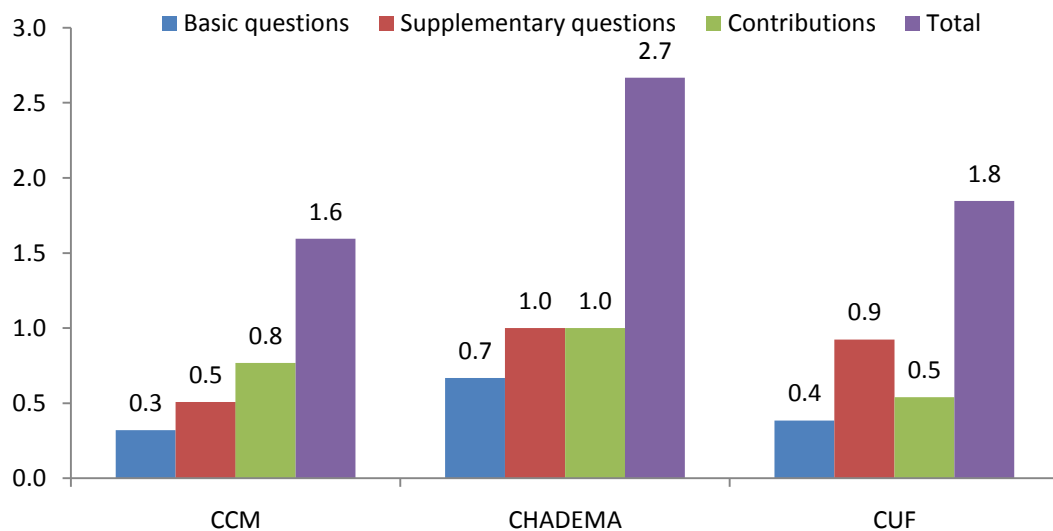


Source: Parliament of Tanzania Website ([www.bunge.go.tz](http://www.bunge.go.tz))

**Fact 4: Female MPs from the opposition were more active.**

Female MPs were slightly less active in Parliament than male MPs during the 19<sup>th</sup> session, with an average of 0.4 basic questions, 0.6 supplementary questions, and 0.8 contributions per MP, compared to 0.5, 0.7, and 1.1 for male MPs. Amongst the female MPs, those from CHADEMA were the most active in all three categories. UDP has no female MPs.

**Figure 4: Average number of questions and contributions per female MP, by party**

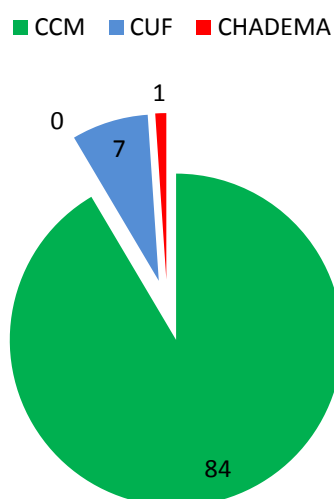


Source of data: Parliament of Tanzania Website ([www.bunge.go.tz](http://www.bunge.go.tz))

**Fact 5: Ninety-two MPs did not make a single intervention.**

Ninety-four MPs did not make any intervention during the 19<sup>th</sup> session of the Bunge. Eighty-six of these MPs are from CCM, 7 from CUF, and 1 from CHADEMA.

**Figure 5: MPs who have not made a single intervention, by party**






Source of data: Parliament of Tanzania Website ([www.bunge.go.tz](http://www.bunge.go.tz))

**Fact 6: Kabwe, Cheyo, and Mhagama were the most active MPs.**

To identify the overall performance of MPs, the three types of interventions were aggregated to create a unique performance score. Aggregation was done by adding the number of times an MP asked a basic or supplementary question or made a contribution, implying that a basic question is of equal importance to a supplementary question and to a contribution during a debate.

If this approach is used, Zitto Zuberi Kabwe is ranked as the most active MP with a total of 26 interventions: 5 supplementary questions and 21 contributions. The second is John Momose Cheyo with a total of 19 interventions: 1 supplementary question and 18 contributions, followed by Jenista Joakim Mhagama with a total of 16 interventions: 1 basic question, 1 supplementary question, and 14 contributions.

**Table 1: Most active MPs during the 19<sup>th</sup> session of the Bunge**

			
	Hon. Zitto Z. Kabwe	Hon. John M. Cheyo	Hon. Jenista J. Mhagama
<i>Rank</i>	<b>1</b>	<b>2</b>	<b>3</b>
<b>Total interventions</b>	<b>26</b>	<b>19</b>	<b>16</b>
Basic questions	0	0	1
Supplementary questions	5	1	1
Contributions	21	18	14

Source of data: Parliament of Tanzania website ([www.bunge.go.tz](http://www.bunge.go.tz))

**Fact 7: Mhagama, Ndugai and Slaa are the most active MPs overall.**

Since the last parliamentary elections in 2005, Jenista Mhagama has been the most active MP in the Bunge. Hon. Mhagama asked 25 basic questions and 65 supplementary questions, and made 272 contributions for a total of 362 interventions. She is followed by Hon. Ndugai with a total of 286 interventions. Hon. Dr. Slaa, with a total of 265 interventions, ranks third. With zero basic questions, supplementary questions, or contributions, Rostam Aziz of CCM is the least performing MP. He is the only MP without any interventions in the Bunge since 2005.

**Table 2: Ranking of the ten most active MPs during the nineteen sessions of the Bunge since 2005**

<b>Rank</b>	<b>Name</b>	<b>Basic Quest.</b>	<b>Suppl. Quest.</b>	<b>Contr</b>	<b>Total</b>	<b>Constituency</b>	<b>Sex</b>	<b>Party</b>
1	Jenista Joakim Mhagama	25	65	272	362	Peramiho	F	CCM
2	Job Yustino Ndugai	27	52	207	286	Kongwa	M	CCM
3	Dr. Wilbrod Peter Slaa	22	93	150	265	Karatu	M	CHADEMA
4	Kabwe Zuberi Zitto	25	52	162	239	Kigoma Kaskazini	M	CHADEMA
5	Mgana Izumbe Msindai	42	90	90	222	Iramba Mashariki	M	CCM
6	Godfrey Weston Zambi	31	63	125	219	Mbozi Mashariki	M	CCM
7	Diana Mkumbo Chilolo	38	78	86	202	Special seats	F	CCM
8	George Malima Lubeleje	31	75	91	197	Mpwapwa	M	CCM
9	Juma Hassan Killimbah	24	61	111	196	Iramba Magharibi	M	CCM
10	Susan Anselm J. Lyimo	23	43	126	192	Special seats	F	CHADEMA

Source of data: Parliament of Tanzania website ([www.bunge.go.tz](http://www.bunge.go.tz))

### **3. Conclusion**

This document has used information available on the Bunge website to assess the participation of MPs in the 19th session of the Bunge. Findings reveal much lower activity levels during this session than in the previous eighteen sessions. As this session was the penultimate session before the end of the 2005/2010 term of Parliament, one wonders whether MPs were already too busy campaigning for the upcoming election to fully represent the interests of their constituents or to participate in the Parliament's business.

## Annex 1: Ranking of MP activities during the 19<sup>th</sup> parliamentary session<sup>i</sup>

Rank	Name	Gender	Party	Constituency	Member type	Total interven	Basic	Supplementar	Contribution
1	Kabwe Zuberi Zitto	M	CHADEMA	Kigoma Kaskazini	Elected	26	0	5	21
2	John Moose Cheyo	M	UDP	Bariadi Mashariki	Elected	19	0	1	18
3	Jenista Joakim Mhagama	F	CCM	Peramiho	Elected	16	1	1	14
4	Christopher Olonyokie Ole-Sendeka	M	CCM	Simanjiro	Elected	14	0	0	14
5	Diana Mkumbo Chilolo	F	CCM	None	Special Seat	11	2	5	4
6	Dr. Charles Ogesa F. Mlingwa	M	CCM	Shinyanga Mjini	Elected	11	1	3	7
7	Dr. Wilbrod Peter Slaa	M	CHADEMA	Karatu	Elected	11	0	3	8
8	Godfrey Weston Zambi	M	CCM	Mbozi Mashariki	Elected	9	1	1	7
9	George Boniface Simbachawene	M	CCM	Kibakwe	Elected	9	1	3	5
10	Ladhu Ismail Jussa	M	CUF	None	Presidential Appointee	9	0	2	7
11	Said Amour Arfi	M	CHADEMA	Mpanda Kati	Elected	9	0	5	4
12	William Hezekia Shellukindo	M	CCM	Bumbuli	Elected	8	1	3	4
13	Mgana Izumbe Msindai	M	CCM	Iramba Mashariki	Elected	7	1	2	4
14	Lucas Lumambo Selelii	M	CCM	Nzega	Elected	7	1	3	3
15	Oscar Rwegasira Mukasa	M	CCM	Biharamulo Magharibi	Elected	7	1	5	1
16	Cynthia Hilda Ngoye	F	CCM	None	Special Seat	6	2	3	1
17	Job Yustino Ndugai	M	CCM	Kongwa	Elected	6	1	1	4
18	George Malima Lubeleje	M	CCM	Mpwawa	Elected	6	1	3	2
19	Prof. Raphael Benedict Mwalyosi	M	CCM	Ludewa	Elected	6	1	1	4
20	Stanley Jilaoneka Yono Kevela	M	CCM	Njombe Magharibi	Elected	6	1	2	3
21	James Daudi Lembeli	M	CCM	Kahama	Elected	6	2	2	2
22	Benedict Ngalama Ole-Nangoro	M	CCM	Kiteto	Elected	6	1	1	4
23	Mhonga Said Ruhwanya	F	CHADEMA	None	Special Seat	6	1	2	3
24	Magdalena Hamis Sakaya	F	CUF	None	Special Seat	6	1	4	1
25	Emmanuel Jumanne Luhahula	M	CCM	Bukombe	Elected	5	1	2	2
26	Dr. Chrisant Majiyatanga	M	CCM	Kwela	Elected	5	1	0	4
27	Andrew John Chenge	M	CCM	Bariadi Magharibi	Elected	5	0	0	5
28	Mbaruk Kassim Mwandoro	M	CCM	Mkinga	Elected	5	2	3	0
29	Savelina Silvanus Mwijage	F	CUF	None	Special Seat	5	1	3	1
30	Zaynab Matitu Vulu	F	CCM	None	Special Seat	4	0	2	2
31	Siraju Juma Kaboyonga	M	CCM	Tabora Mjini	Elected	4	1	1	2
32	Mohamed Rished Abdallah	M	CCM	Pangani	Elected	4	0	3	1
33	Michael Lekule Laizer	M	CCM	Longido	Elected	4	1	2	1
34	Bujiku Philip Sakila	M	CCM	Kwimba	Elected	4	1	1	2
35	Aloyce Bent Kimaro	M	CCM	Vunjo	Elected	4	1	3	0
36	Omar Shabani Kwaangw'	M	CCM	Babati Mashariki	Elected	4	1	1	2
37	Gosbert Begumisa Blandes	M	CCM	Karagwe	Elected	4	1	0	3
38	Prof. Idris Ali Mtulia	M	CCM	Rufiji	Elected	4	1	1	2
39	Dr. Binilith Satano Mahenge	M	CCM	Makete	Elected	4	1	1	2
40	Ludovick John Mwananzila	M	CCM	Kalambo	Elected	4	1	2	1
41	Charles Muguta Kajege	M	CCM	Mwibara	Elected	4	1	0	3
42	Ahmed Mabkhut Shabiby	M	CCM	Gairo	Elected	4	2	2	0
43	Lucy Fidelis Owenya	F	CHADEMA	None	Special Seat	4	1	2	1
44	Mwadini Abbas Jecha	M	CUF	Wete	Elected	4	1	2	1
45	Abubakar Khamis Bakary	M	CUF	B.L.W	Zanzibar HoR	4	0	1	3

Rank	Name	Gender	Party	Constituency	Member type	Total interven	Basic	Supplementar	Contribution
46	Esther Kabadi Nyawazwa	F	CCM	None	Special Seat	3	1	2	0
47	Ruth Blasio Msafiri	F	CCM	Muleba Kaskazini	Elected	3	1	1	1
48	Faida Mohamed Bakar	F	CCM	None	Special Seat	3	1	2	0
49	Stella Martin Manyanya	F	CCM	None	Special Seat	3	1	1	1
50	Mwanne Ismaily Mchemba	F	CCM	None	Special Seat	3	1	1	1
51	Anne Kilango Malecela	F	CCM	Same Mashariki	Elected	3	1	1	1
52	Teddy Louise Kasella-Bantu	F	CCM	Bukene	Elected	3	0	2	1
53	Estherina Julio Kilasi	F	CCM	Mbarali	Elected	3	0	0	3
54	Dorah Herial Mushi	F	CCM	None	Special Seat	3	1	1	1
55	Zuleikha Yunus Haji	F	CCM	None	Special Seat	3	1	1	1
56	Eliatta Nandumpe Switi	F	CCM	None	Special Seat	3	1	1	1
57	Lucy Thomas Mayenga	F	CCM	None	Special Seat	3	1	2	0
58	Benson Mwailugula Mpesya	M	CCM	Mbeya Mjini	Elected	3	1	2	0
59	Raynald Alfons Mrope	M	CCM	Masasi	Elected	3	1	1	1
60	Herbert James Mntangi	M	CCM	Muheza	Elected	3	1	1	1
61	Paul Peter Kimiti	M	CCM	Sumbawanga Mjini	Elected	3	1	1	1
62	Zubeir Ali Maulid	M	CCM	Kwamtipura	Elected	3	0	0	3
63	Mohamed Hamisi Missanga	M	CCM	Singida Kusini	Elected	3	1	0	2
64	Paschal Constantine Degera	M	CCM	Kondoa South	Elected	3	1	2	0
65	Daniel Nicodem Nsanzugwanko	M	CCM	Kasulu East	Elected	3	1	1	1
66	Hassan Chande Kigwalilo	M	CCM	Liwale	Elected	3	2	1	0
67	Dr. Luka Jelas Siyame	M	CCM	Mbozi Magharibi	Elected	3	1	1	1
68	Dr. Samson Ferdinand Mpanda	M	CCM	Kilwa Kaskazini	Elected	3	1	2	0
69	Kaika Saning'o Telele	M	CCM	Ngorongoro	Elected	3	1	1	1
70	Ramadhani Athumani Maneno	M	CCM	Chalinze	Elected	3	1	2	0
71	Damas Pascal Nakei	M	CCM	Babati Magharibi	Elected	3	1	1	1
72	John Samwel Malecela	M	CCM	Mtera	Elected	3	0	1	2
73	Dr. Ibrahim Said Msabaha	M	CCM	Kibaha Vijijini	Elected	3	2	1	0
74	Zabein Muhaji Mhita	M	CCM	Kondoa Kaskazini	Elected	3	1	2	0
75	Mossy Suleiman Mussa	M	CCM	Mfenesini	Elected	3	1	2	0
76	Mwanawetu Said	F	CUF	None	Special Seat	3	0	2	1
77	Hamad Rashid Mohamed	M	CUF	Wawi	Elected	3	0	1	2
78	Shoka Khamis Juma	M	CUF	Micheweni	Elected	3	1	2	0
79	Masoud Abdallah Salim	M	CUF	Mtambile	Elected	3	1	2	0
80	Ibrahim Mohamed Sanya	M	CUF	MjiMkongwe	Elected	3	2	1	0
81	Omar Ali Mzee	M	CUF	Kiwani	Elected	3	1	1	1
82	Martha Mosses Mlata	F	CCM	None	Special Seat	2	0	1	1
83	Pindi Hazara Chana	F	CCM	None	Special Seat	2	1	0	1
84	Margreth Agness Mkanga	F	CCM	None	Special Seat	2	0	0	2
85	Fatma Abdallah Mikidadi	F	CCM	None	Special Seat	2	1	1	0
86	Dr. Zainab Amir Gama	F	CCM	Kibaha	Elected	2	0	1	1
87	Ambassador Getrude Ibengwe	F	CCM	Ukerewe	Elected	2	0	0	2
88	Lediana Mafuru Mng'ong'o	F	CCM	None	Special Seat	2	0	1	1
89	Gaudence Cassian Kayombo	F	CCM	Mbinga Mashariki	Elected	2	1	1	0
90	Mariam Reuben Kasembe	F	CCM	None	Special Seat	2	1	1	0
91	Anastazia James Wambura	F	CCM	None	Special Seat	2	0	0	2
92	Mwaka Abdulrahman Ramadhan	F	CCM	None	Special Seat	2	1	1	0



Rank	Name	Gender	Party	Constituency	Member type	Total interven	Basic	Supplementar	Contribution
93	Halima Omar Kimbau	F	CCM	None	Special Seat	2	0	0	2
94	Mbene Janeth Zebedayo	F	CCM	None	Presidential Appointee	2	0	1	1
95	John Paul Lwanji	M	CCM	Manyoni Magharibi	Elected	2	0	0	2
96	Vita Rashid Kawawa	M	CCM	Namtumbo	Elected	2	1	1	0
97	Masolwa Cosmas Masolwa	M	CCM	Bububu	Elected	2	1	1	0
98	Dr. Guido Gorogolio Sigonda	M	CCM	Songwe	Elected	2	1	0	1
99	Clemence Beatus Lyamba	M	CCM	Mikumi	Elected	2	1	1	0
100	Dr. Raphael Masunga Chegeni	M	CCM	Busega	Elected	2	1	1	0
101	Juma Abdallah Njwayo	M	CCM	Tandahimba	Elected	2	1	1	0
102	Mwinchoum Abdulrahman Idd	M	CCM	Kigamboni	Elected	2	1	1	0
103	Ernest Gakeya Mabina	M	CCM	Geita	Elected	2	1	1	0
104	Jackson Muvangila Makwetta	M	CCM	Njombe Kaskazini	Elected	2	1	1	0
105	Amb. Abdi Hassan Mshangama	M	CCM	Lushoto	Elected	2	1	1	0
106	Dr. Juma Alifa Ngasonywa	M	CCM	Ulanga Magharibi	Elected	2	0	0	2
107	Lazaro Samuel Nyalandu	M	CCM	Singida Nonerth	Elected	2	0	1	1
108	Ephraim Nehemia Madeje	M	CCM	Dodoma Mjini	Elected	2	1	1	0
109	Basil Pesambili Mramba	M	CCM	Rombo	Elected	2	1	1	0
110	Laus Omar Mhina	M	CCM	Korogwe Vijijini	Elected	2	1	1	0
111	Prof. Philemon Mikol Sarungi	M	CCM	Rorya	Elected	2	1	0	1
112	Feteh Saad Mgeni	M	CCM	Bumbwini	Elected	2	1	1	0
113	Dr. Haji Mwita Haji	M	CCM	Muyuni	Elected	2	1	1	0
114	Mohammed Amour Chombon	M	CCM	Magomeni	Elected	2	1	1	0
115	Susan Anselm Jerome Lyimo	F	CHADEMA	None	Special Seat	2	1	1	0
116	Halima James Mdee	F	CHADEMA	None	Special Seat	2	0	0	2
117	Anna Maulidah Komu	F	CHADEMA	None	Special Seat	2	1	1	0
118	Philemon Ndesamburo	M	CHADEMA	Moshi Mjini	Elected	2	1	1	0
119	Charles Mwera Nyanguru	M	CHADEMA	Tarime	Elected	2	1	0	1
120	Mgeni Jadi Kadika	F	CUF	None	Special Seat	2	1	1	0
121	Riziki Omar Juma	F	CUF	None	Special Seat	2	0	1	1
122	Fatma Mussa Maghimbi	F	CUF	ChakeChake	Elected	2	1	0	1
123	Khalifa Suleiman Khalifa	M	CUF	Gando	Elected	2	1	1	0
124	Ali Khamis Seif	M	CUF	Mkoani	Elected	2	0	0	2
125	Sijapata Fadhili Nkayamba	F	CCM	None	Special Seat	1	1	0	0
126	Rosemary Kasimbi Kirigini	F	CCM	None	Special Seat	1	0	0	1
127	Maria Ibeshi Hewa	F	CCM	None	Special Seat	1	0	0	1
128	Beatrice Matumbo Shellukindo	F	CCM	Kilindi	Elected	1	0	0	1
129	Janet Bina Kahama	F	CCM	None	Special Seat	1	0	0	1
130	Devota Mkuwa Likokola	F	CCM	None	Special Seat	1	0	0	1
131	Tatu Musa Ntimizi	F	CCM	Igalula	Elected	1	0	0	1
132	Florence Essa Kyendesya	F	CCM	None	Special Seat	1	0	0	1
133	Rita Louise Mlaki	F	CCM	Kawe	Elected	1	0	1	0
134	Dr. Rev. Getrude Rwakatare	F	CCM	None	Special Seat	1	1	0	0
135	Lolesia Jeremiah Bukwimba	F	CCM	Busanda	Elected	1	0	0	1
136	Juma Hassan Killimbah	M	CCM	Iramba Magharibi	Elected	1	1	0	0
137	Hafidh Ali Tahir	M	CCM	Dimani	Elected	1	0	1	0
138	Ponsiano Damiano Nyami	M	CCM	Nkasi	Elected	1	0	1	0
139	Castor Raphael Ligallama	M	CCM	Kilombero	Elected	1	0	0	1

Rank	Name	Gender	Party	Constituency	Member type	Total interven	Basic	Supplementar	Contribution
140	Fuya Godwin Kimbita	M	CCM	Hai	Elected	1	1	0	0
141	Mussa Azan Zungu	M	CCM	Ilala	Elected	1	0	0	1
142	Charles N. Keenja Ubungo	M	CCM	Ubungo	Elected	1	0	0	1
143	Victor Kilasile Mwambalasa	M	CCM	Lupa	Elected	1	1	0	0
144	Stephen Jones Galinoma	M	CCM	Kalenga	Elected	1	1	0	0
145	Manju Salum Omar Msambya	M	CCM	Kigoma South	Elected	1	0	1	0
146	Dr. Festus Bulugu Limbu	M	CCM	Magu	Elected	1	0	1	0
147	Mzee Ngwali Zubeir	M	CCM	Mkwajuni	Elected	1	1	0	0
148	Suleiman Omar Kumchaya	M	CCM	Lulindi	Elected	1	0	0	1
149	Athumani Saidi Janguo	M	CCM	Kisarawe	Elected	1	0	0	1
150	Hamza Abdallah Mwenegoha	M	CCM	Morogoro Kusini	Elected	1	0	0	1
151	Said Juma Nkumba	M	CCM	Sikonge	Elected	1	0	1	0
152	Wilson Mutagaywa Masilingi	M	CCM	Muleba South	Elected	1	0	0	1
153	Dr. Abdallah Omar Kigoda	M	CCM	Handeni	Elected	1	0	0	1
154	Idd Mohamed Azzan	M	CCM	KiNonendoni	Elected	1	0	1	0
155	Richard Mganga Ndassa	M	CCM	Sumve	Elected	1	1	0	0
156	Benito William Malangalila	M	CCM	Mufindi Kusini	Elected	1	1	0	0
157	Dr. Omari Mzeru Nibuka	M	CCM	Morogoro Mjini	Elected	1	0	0	1
158	Parmukh Singh Hoogan	M	CCM	Kikwajuni	Elected	1	1	0	0
159	Mudhihir Mohamed Mudhihir	M	CCM	Mchinga	Elected	1	0	1	0
160	Dr. Anthony Mwandu Diallo	M	CCM	Ilemela	Elected	1	0	1	0
161	Nazir Mustafa Karamagi	M	CCM	Bukoba Vijijini	Elected	1	0	0	1
162	Prof. Feethan Philipo Banyikwa	M	CCM	Ngara	Elected	1	1	0	0
163	Eustace Osler Katagira	M	CCM	Kyerwa	Elected	1	0	0	1
164	John Magale Shibuda	M	CCM	Maswa	Elected	1	0	0	1
165	Gideon Asimulike Cheyo	M	CCM	Ileje	Elected	1	0	0	1
166	Mohamed Ali Said	M	CCM	Mgogoni	Elected	1	0	0	1
167	Samuel Mchele Chitalilo	M	CCM	Buchosa	Elected	1	1	0	0
168	Rev. Luckson Ndaga Mwanjale	M	CCM	Mbeya Vijijini	Elected	1	0	0	1
169	Salum Khamis Salum	M	CCM	Meatu	Elected	1	0	0	1
170	Manyinyi Vedastus Mathayo	M	CCM	Musoma	Elected	1	0	0	1
171	Ania Said Chaurembo	F	CUF	None	Special Seat	1	0	1	0
172	Mkiwa Adam Kimwanga	F	CUF	None	Special Seat	1	0	0	1
173	Nuru Awadhi Bafadhili	F	CUF	None	Special Seat	1	1	0	0
174	Khadija Salum Ally Al-Qassmy	F	CUF	None	Special Seat	1	0	0	1
175	Mohamed Habib Juma Mnyaa	M	CUF	Mkanyageni	Elected	1	1	0	0
176	Salim Hemed Khamis	M	CUF	Chambani	Elected	1	1	0	0
177	Dr. Ali Tarab Ali	M	CUF	Konde	Elected	1	1	0	0
178	Juma Said Omar	M	CUF	Mtambwe	Elected	1	0	0	1
179	Salim Abdallah Khalfan	M	CUF	Tumbe	Elected	1	0	0	1
180	Felister Aloyce Bura	F	CCM	None	Special Seat	0	0	0	0
181	Janeth Mourice Massaburi	F	CCM	None	Special Seat	0	0	0	0
182	Aziza Sleyum Ally	F	CCM	None	Special Seat	0	0	0	0
183	Martha Jachi Umbulla	F	CCM	None	Special Seat	0	0	0	0
184	Zakia Hamdani Meghji	F	CCM	None	Presidential Appointee	0	0	0	0
185	Maida Hamad Abdallah	F	CCM	None	Special Seat	0	0	0	0
186	Anna Richard Lupembe	F	CCM	None	Special Seat	0	0	0	0

Rank	Name	Gender	Party	Constituency	Member type	Total interven	Basic	Supplementar	Contribution
187	Shally Josepha Raymond	F	CCM	None	Special Seat	0	0	0	0
188	Elizabeth nkunda Batenga	F	CCM	None	Special Seat	0	0	0	0
189	Bernadeta Kasabago Mushashu	F	CCM	None	Special Seat	0	0	0	0
190	Mariam Salum Mfaki	F	CCM	None	Special Seat	0	0	0	0
191	Kidawa Hamid Salehe	F	CCM	None	Special Seat	0	0	0	0
192	Josephine Johnson Genzabuke	F	CCM	None	Special Seat	0	0	0	0
193	Riziki Said Lulida	F	CCM	None	Special Seat	0	0	0	0
194	Fatma Othman Ali	F	CCM	None	Special Seat	0	0	0	0
195	Al-Shymaa John Kwegyir	F	CCM	None	Presidential Appointee	0	0	0	0
196	Bahati Ali Abeid	F	CCM	None	Special Seat	0	0	0	0
197	Kiumbwa Makame Mbaraka	F	CCM	None	Special Seat	0	0	0	0
198	Mwanakhamis Kassim Said	F	CCM	None	Special Seat	0	0	0	0
199	Joyce Nhamanilo Machimu	F	CCM	None	Special Seat	0	0	0	0
200	Asha Mshimba Jecha	F	CCM	None	Special Seat	0	0	0	0
201	Joyce Martin Masunga	F	CCM	None	Special Seat	0	0	0	0
202	Anna Margareth Abdallah	F	CCM	None	Special Seat	0	0	0	0
203	Dr. Christine G. Ishengoma	F	CCM	None	Special Seat	0	0	0	0
204	Fatma Abdalla Tamim	F	CCM	B.L.W	Zanzibar HoR	0	0	0	0
205	Hadija Saleh Ngozi	F	CCM	None	Presidential Appointee	0	0	0	0
206	Halima Mohammed Mamuya	F	CCM	None	Special Seat	0	0	0	0
207	Felix Ntibenda Kijiko	M	CCM	Muhambwe	Elected	0	0	0	0
208	Jacob Dalali Shibiliti	M	CCM	Misungwi	Elected	0	0	0	0
209	Peter Joseph Serukamba	M	CCM	Kigoma Mjini	Elected	0	0	0	0
210	James Philipo Musalika	M	CCM	Nyang'hwale	Elected	0	0	0	0
211	Vuai Abdallah Khamis	M	CCM	Magogoni	Elected	0	0	0	0
212	Dr. Harrison George Mwakyembe	M	CCM	Kyela	Elected	0	0	0	0
213	Haroub Said Masoud	M	CCM	Koani	Elected	0	0	0	0
214	Capt. John Damiano Komba	M	CCM	Mbinga Magharibi	Elected	0	0	0	0
215	Hasnain Gulamabbas Dewji	M	CCM	Kilwa Kusini	Elected	0	0	0	0
216	Ameir Ali Ameir	M	CCM	Fuoni	Elected	0	0	0	0
217	Yahya Kassim Issa	M	CCM	Chwaka	Elected	0	0	0	0
218	Mtutura Abdallah Mtutura	M	CCM	Tundururu	Elected	0	0	0	0
219	Mohammed Rajab Soud	M	CCM	Jang'ombe	Elected	0	0	0	0
220	Abdul Jabiri Marombwa	M	CCM	Kibiti	Elected	0	0	0	0
221	Luhaga Joelson Mpina	M	CCM	Kisesa	Elected	0	0	0	0
222	Fred Mpendazoe Tungu	M	CCM	Kishapu	Elected	0	0	0	0
223	Dunstan Daniel Mkapa	M	CCM	Nanyumbu	Elected	0	0	0	0
224	Ahmed Ally Salum	M	CCM	Solwa	Elected	0	0	0	0
225	Kilontsi Muhama Mporogomyi	M	CCM	Kasulu Magharibi	Elected	0	0	0	0
226	Abdulkarim Esmail Hassan Shah	M	CCM	Mafia	Elected	0	0	0	0
227	Kheri Khatib Ameir	M	CCM	Matemwe	Elected	0	0	0	0
228	Ussi Ame Pandu	M	CCM	Mtoni	Elected	0	0	0	0
229	Elisa David Mollel	M	CCM	Arumeru Magharibi	Elected	0	0	0	0
230	Mohamed Said Sinani	M	CCM	Mtwara Mjini	Elected	0	0	0	0
231	Brg. Gen. Hassan Athumani Ngwilizi	M	CCM	Mlalo	Elected	0	0	0	0
232	Harith Bakari Mwapachu	M	CCM	Tanga	Elected	0	0	0	0
233	Joseph James Mungai	M	CCM	Mufindi Kaskazini	Elected	0	0	0	0

Rank	Name	Gender	Party	Constituency	Member type	Total interven	Basic	Supplementar	Contribution
234	Ame Pandu Ame	M	CCM	Nungwi	Elected	0	0	0	0
235	Haji Juma Serewaji	M	CCM	Mwanakwerekwe	Elected	0	0	0	0
236	Abdisalaam Issa Khatib	M	CCM	Makunduchi	Elected	0	0	0	0
237	Ali Juma Haji	M	CCM	Chaani	Elected	0	0	0	0
238	Issa Kassim Issa	M	CCM	Mpendae	Elected	0	0	0	0
239	Edward Ngoyai Lowassa	M	CCM	Monduli	Elected	0	0	0	0
240	Abbas Zuberi Mtemvu	M	CCM	Temeke	Elected	0	0	0	0
241	Rajab Ahmad Juma	M	CCM	Tumbatu	Elected	0	0	0	0
242	Nimrod Elirehema Mkono	M	CCM	Musoma Vijijini	Elected	0	0	0	0
243	Col. Saleh Ali Farrah	M	CCM	Raha Leo	Elected	0	0	0	0
244	Dr. James Alex Msekela	M	CCM	Tabora Kaskazini	Elected	0	0	0	0
245	Felix Christopher Mrema	M	CCM	Arusha	Elected	0	0	0	0
246	Sameer Ismail Lotto	M	CCM	Morogoro -Kusini - Mwanakwerekwe	Elected	0	0	0	0
247	Mohammed Abdi Abdulaziz	M	CCM	Lindi Mjini	Elected	0	0	0	0
248	Thomas Apon Mwang'onda	M	CCM	None	Presidential Appointee	0	0	0	0
249	Ali Ameir Mohamed	M	CCM	Donge	Elected	0	0	0	0
250	Suleiman Ahmed Saddiq	M	CCM	Mvomero	Elected	0	0	0	0
251	Mohammed Gulam Dewji	M	CCM	Singida Mjini	Elected	0	0	0	0
252	William Jonathan Kusila	M	CCM	Bahi	Elected	0	0	0	0
253	Omar Sheha Mussa	M	CCM	Chumbuni	Elected	0	0	0	0
254	Abdallah Salum Sumry	M	CCM	Mpanda Magharibi	Elected	0	0	0	0
255	Hassan Rajab Khatib	M	CCM	Amani	Elected	0	0	0	0
256	Kingunge Ngombale-Mwiru	M	CCM	None	Presidential Appointee	0	0	0	0
257	Juma Suleiman N'hunga	M	CCM	Dole	Elected	0	0	0	0
258	William Vangimembe Lukuvi	M	CCM	Isman	Elected	0	0	0	0
259	Ali Haji Ali	M	CCM	B.L.W	Zanzibar HoR	0	0	0	0
260	Col.Lt. Yusufu Makamba	M	CCM	None	Presidential Appointee	0	0	0	0
261	Ali Haroon Suleiman	M	CCM	B.L.W	Zanzibar HoR	0	0	0	0
262	Rostam Abdulrasul Aziz	M	CCM	Igunga	Elected	0	0	0	0
263	Grace Sindato Kiwelu	F	CHADEMA	None	Special Seat	0	0	0	0
264	Meryce Mussa Emmanuel	F	CUF	None	Special Seat	0	0	0	0
265	Mwajuma Hassan Khamis	F	CUF	None	Special Seat	0	0	0	0
266	Fatma Abdulhabib Fereji	F	CUF	B.L.W	Zanzibar HoR	0	0	0	0
267	Bakari Shamis Faki	M	CUF	Ole	Elected	0	0	0	0
268	Hemed Mohammed Hemed	M	CUF	Chonga	Elected	0	0	0	0
269	Ali Said Salim	M	CUF	Ziwani	Elected	0	0	0	0
270	Salim Yussuf Mohamed	M	CUF	Kojani	Elected	0	0	0	0
271	Mbega Monica Ngezi	F	CCM	Iringa Mjini	Elected	0	0	0	0

Source of data: Parliament of Tanzania Website ([www.bunge.go.tz](http://www.bunge.go.tz)); the full dataset downloadable from [www.uwazi.org](http://www.uwazi.org).

<sup>i</sup> This ranking captures the participation of all MPs excluding the speaker, deputy speaker, ministers, deputy ministers, and the attorney general.