



Are we safe?

Citizens' views on safety and security in Kenya

Kenyans are distinguishing between improvements in their sense of overall national security and their experience of personal safety from crime in their neighbourhoods. Independent analysis by Armed Conflict Location & Event Data (ACLED) finds that the unrest has been decreasing since the country's last elections in March 2013. Recent protest activity against the Independent Electoral and Boundaries Commission (IEBC), in May/June 2016, is the first reversal of this trend but occurred fairly close to time of the data collection. However Kenyans don't necessarily feel safer, neither personally nor in their neighbourhoods. And Kenyans' confidence in the police is low due to their perception of the force's high levels of corruption and ineffectiveness.

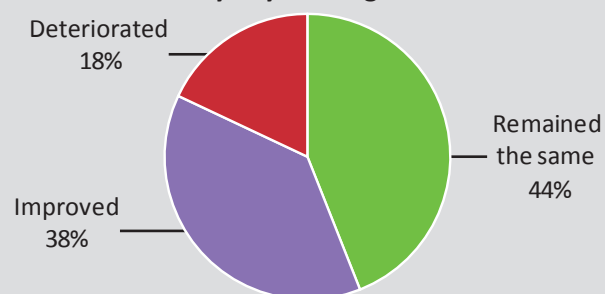
Methodology

Data are from the third round of Sauti za Wananchi, Africa's first nationally-representative high-frequency mobile phone survey. Data were collected from 1,801 respondents across Kenya between 15 August and 6 September 2016.

Fact 1: Four in ten citizens believe that security has improved

Four out of ten citizens (38%) feel that in the last three months, there has been improvement in the security situation in their area. However, slightly more Kenyans (44%) think that the security situation in their area has stayed the same. Two out of ten (18%) say that the security situation has gotten worse.

Figure 1: "In the past 3 months, do you think the level of security in your neighborhood has..:"

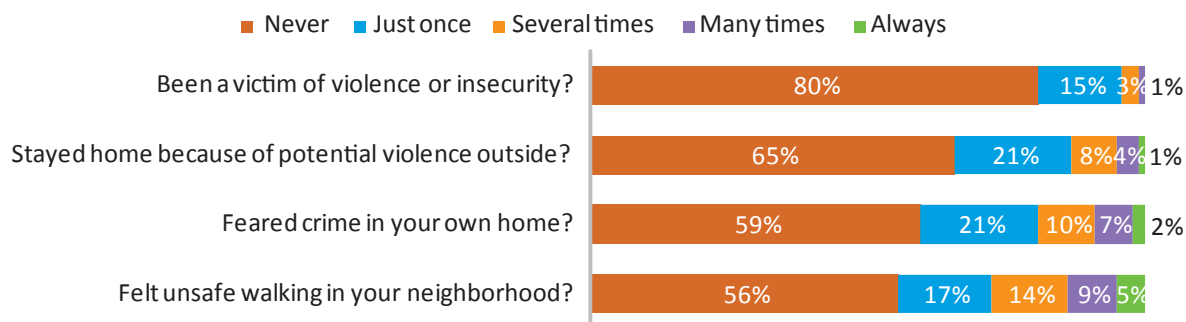


Source of data: Sauti za Wananchi Mobile Phone Survey – Round 5 (15 August – 6 September 2016)
Base: All respondents, n=1,801

Fact 2: Four out of ten citizens feared crime in their own home in the past three months

In the past three months, a majority of Kenyans have not been victims of violence or insecurity (80%), nor have they stayed at home due to the fear of potential (65%), nor feared crime in their own home (59%) nor felt unsafe walking in their neighbourhood (56%). Nonetheless a number of Kenyans report that they have experienced these things once, several times, many times or always: being a victim of violence or insecurity (19%), staying home due to the potential for violence (34%), fearing crime in their own home (40%) or feeling unsafe walking in their neighbourhood (45%). It is worth noting that one in twenty Kenyans (5%) always feel unsafe walking in their neighbourhoods.

Figure 2: "In the past 3 months, how often, if ever, have you...?"

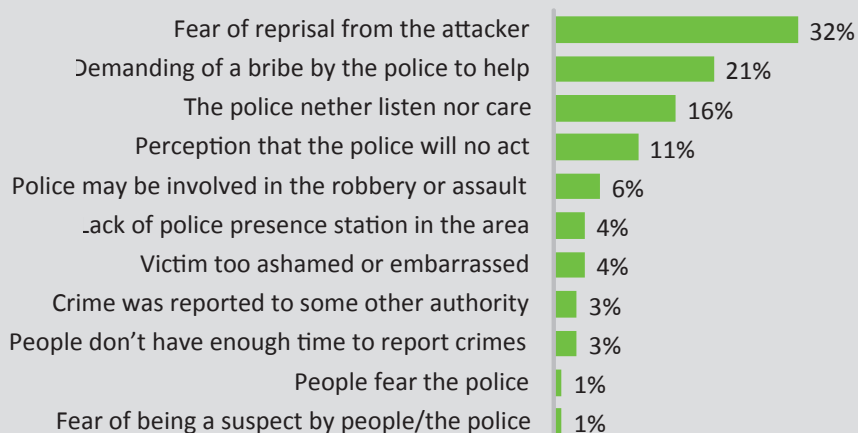


Source of data: Sauti za Wananchi Mobile Phone Survey – Round 5 (15 August – 6 September 2016)
Base: All respondents, n=1,801

Fact 3: 6 out of 10 citizens say the police themselves are the main reason people do not report crimes

Three out of ten Kenyans (32%) say that fear of reprisal from the attacker is the main reason why people do not report crimes to the police. However, of all the other reasons given, almost all of them touch on the police response itself, meaning that a full six out of ten Kenyans (60%) think that the police themselves are the major cause of crimes not being reported. The reasons can be broken down: fear of being asked for a bribe (21%), police not listening or caring (16%), the police will not act (11%), police may be involved in the crime (6%), lack of police presence nearby (4%), fear of the police (1%) and fear of becoming a suspect (1%).

Figure 3: "What do you think is the MAIN reason that people do not report crimes like the t or attacks to the police?"

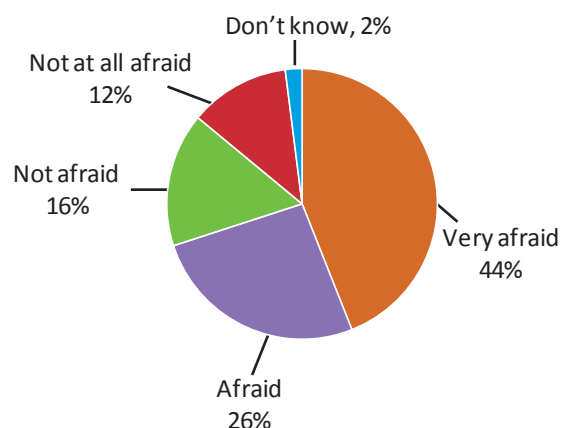


Source of data: Sauti za Wananchi Mobile Phone Survey – Round 5 (15th August– 6th September 2016).
Base: Those who gave a reason as to why citizens may not file a police report, n=1,331

Fact 4: Seven out of ten citizens fear that there might be violence during the 2017 general elections

Since 1992, general elections in Kenya have been marked with violence leading to deaths, displacement and destruction of property. This culminated in a significant outbreak of violent protest during the 2007 general elections. However, following a concerted effort by government and other actors, violence was minimized during the March 2013 general elections. Seven out of ten Kenyans (70%) fear violence in the upcoming general elections; 44% are very afraid, 26% are afraid. But three out of ten citizens (28%) are not afraid.

Figure 4: "How afraid are you that Kenya may experience violence during the 2017 elections?"



Source of data: Sauti za Wananchi Mobile Phone Survey – Round 5 (15 August – 6 September 2016)
Base: All respondents, n=1,801