



Pity versus power? Citizens' views on people with disabilities

Methodology

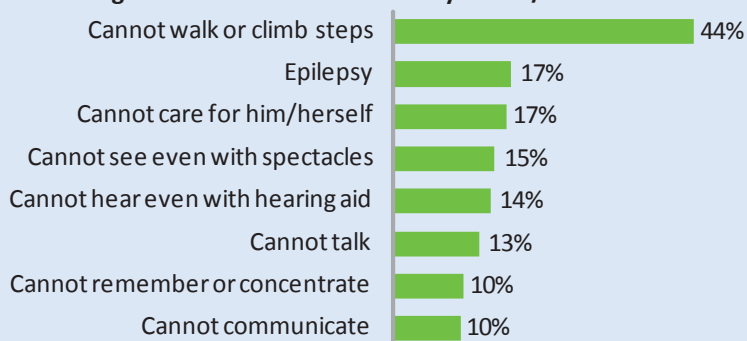
Data are from the third round of Sauti za Wananchi, Africa's first nationally-representative high-frequency mobile phone survey. Data were collected from 1,763 respondents across Kenya between 21 April and 23 May 2016

Fact 1: 2 out of 10 households (19%) have a member with a disability

After hearing a comprehensive definition, 3% of individual citizens report having a disability¹. This is similar to the results of the 2008 Kenya National Survey for Persons with Disabilities, which found that, 4.6% of Kenyans experience some form of disability².

In addition, 19% of citizens report having someone in their household with a disability³. Impaired mobility - being unable to walk or climb steps - is the most commonly cited type of disability, reported by 44% of citizens.

Figure 1: "What kind of disability does s/he have?"

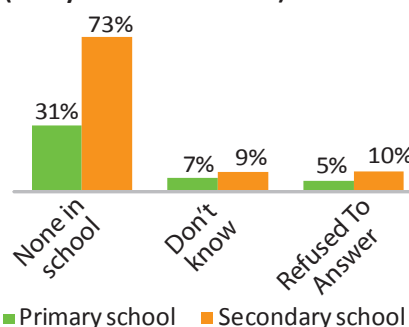


Sauti za Wananchi Mobile Phone Survey –
Round 3 (April/May 2016), n= 327

Fact 2: 3 out of 10 (31%) citizens say that children with disabilities are not in school.

Access to school can be a major challenge for children with some form of disability. About 31% of citizens report that none of the children with disabilities in their community attend primary school, while 73% report the same for secondary school. When asked to speculate why children with disabilities are not enrolled or drop out of school, citizens mention the expense of schooling (50%) and parents not wanting to take their children to school (29%)⁴.

Figure 2: "Do the children with disabilities in your community (that you have identified) attend school?"



Sauti za Wananchi Mobile Phone Survey –
Round 3 (April/May 2016), n= 803

1 Sauti za Wananchi Mobile Phone Survey – Round 3 (April/May 2016).

2 "Kenya National Survey for Persons with Disabilities." National Coordinating Agency for Population and Development and Kenya National Bureau of Statistics, 2008

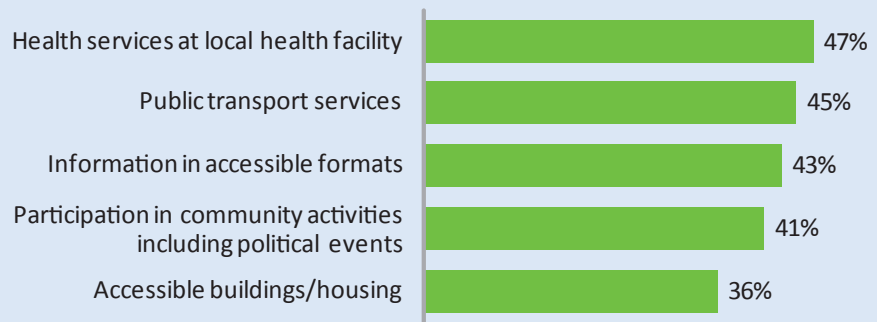
3 Sauti za Wananchi Mobile Phone Survey – Round 3 (April/May 2016).

4 Ibid

Fact 3: 5 out of 10 citizens (47%) believe that people with disabilities can access health services

When asked about access to basic services, citizens are confident that people with disabilities can access health services (47%). In general, a substantial number of Kenyans think that people with disabilities have access to appropriate and accessible services and facilities: public transport (45%), information in useable formats (43%), and buildings / housing (36%).

Figure 3: Do citizens believe that people with disabilities have access to appropriate services and facilities? (% saying "YES")

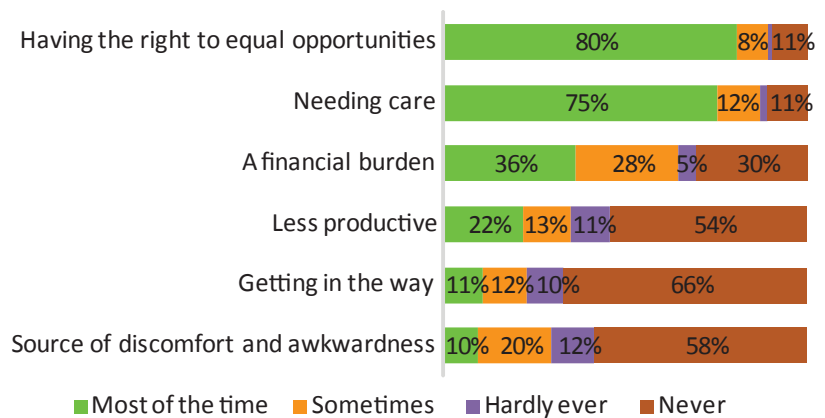


Sauti za Wananchi Mobile Phone Survey – Round 3 (April/May 2016), n = 1,763

Fact 4: 4 out of 10 citizens (36%) think of persons with disabilities as a financial burden to their families

Although a large majority of Kenyans think that people with disabilities have the right to equal opportunities (80%), a similar number also think they need to be cared for (75%). And 36% see people with disabilities as a financial burden to their families.

Figure 4: Citizens views on people with disabilities

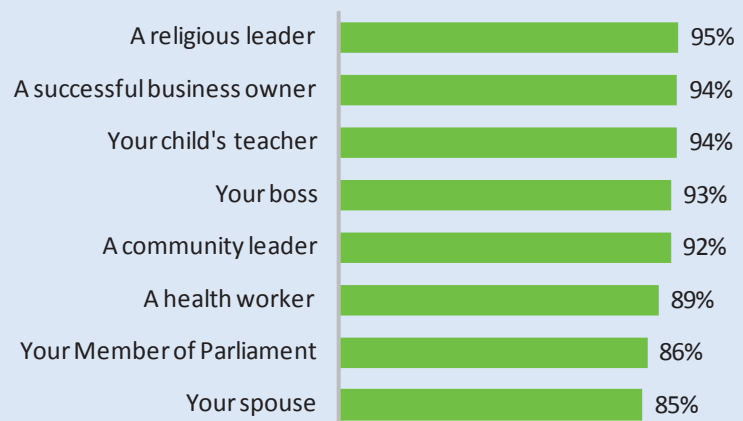


Sauti za Wananchi Mobile Phone Survey – Round 3 (April/May 2016). n = 1,763

Fact 5: 9 out of 10 citizens think that people with disabilities can be religious leaders or MPs

Kenyans appear positive about the roles that people with disabilities can play in society. Some 9 out of 10 citizens stated that they think people with disabilities can be religious leaders (95%), successful business owners (94%), and school teachers (94%).

Figure 5: "Could a disabled person be..." (% saying "YES")



Sauti za Wananchi Mobile Phone Survey – Round 3 (April/May 2016). n = 1,763